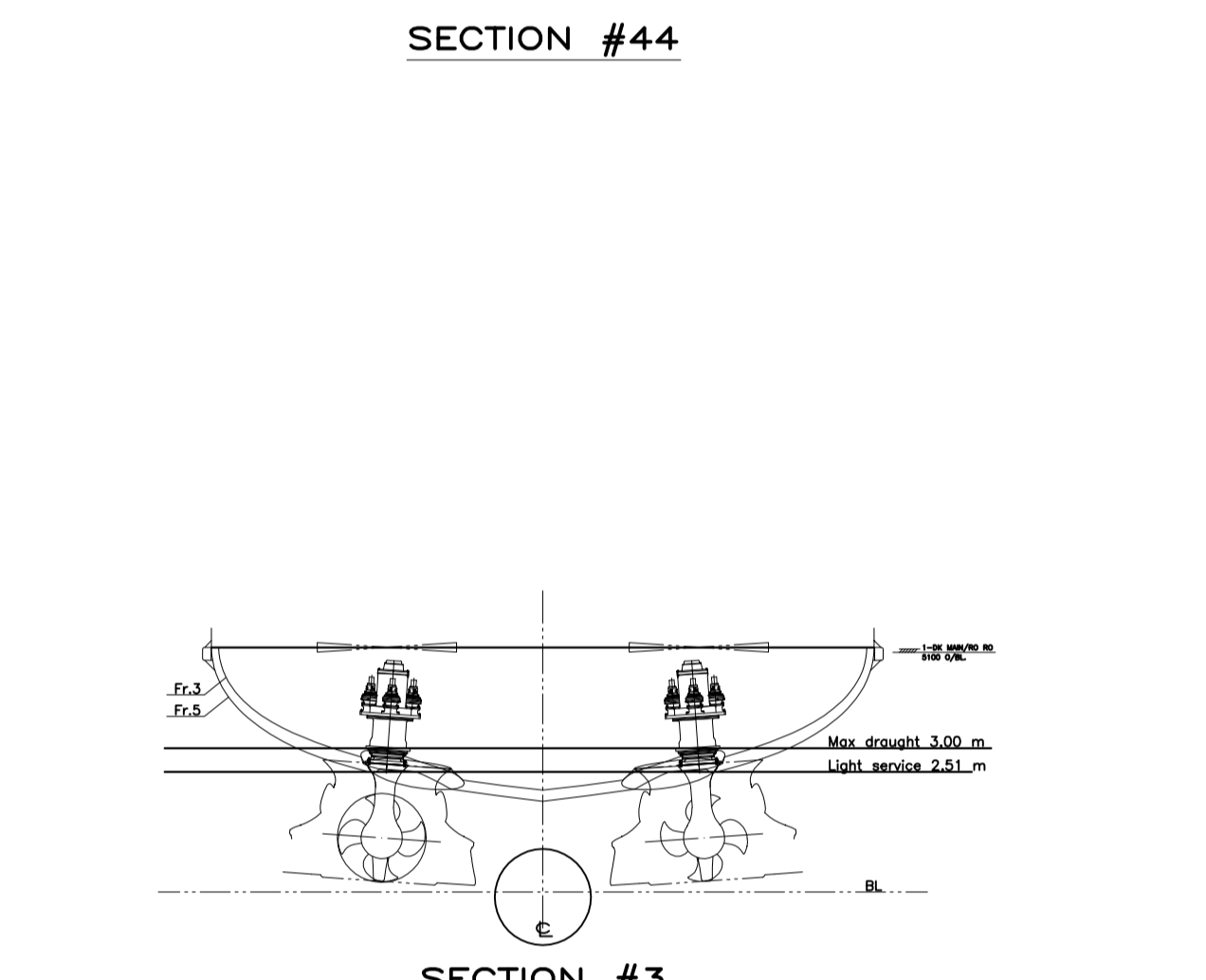
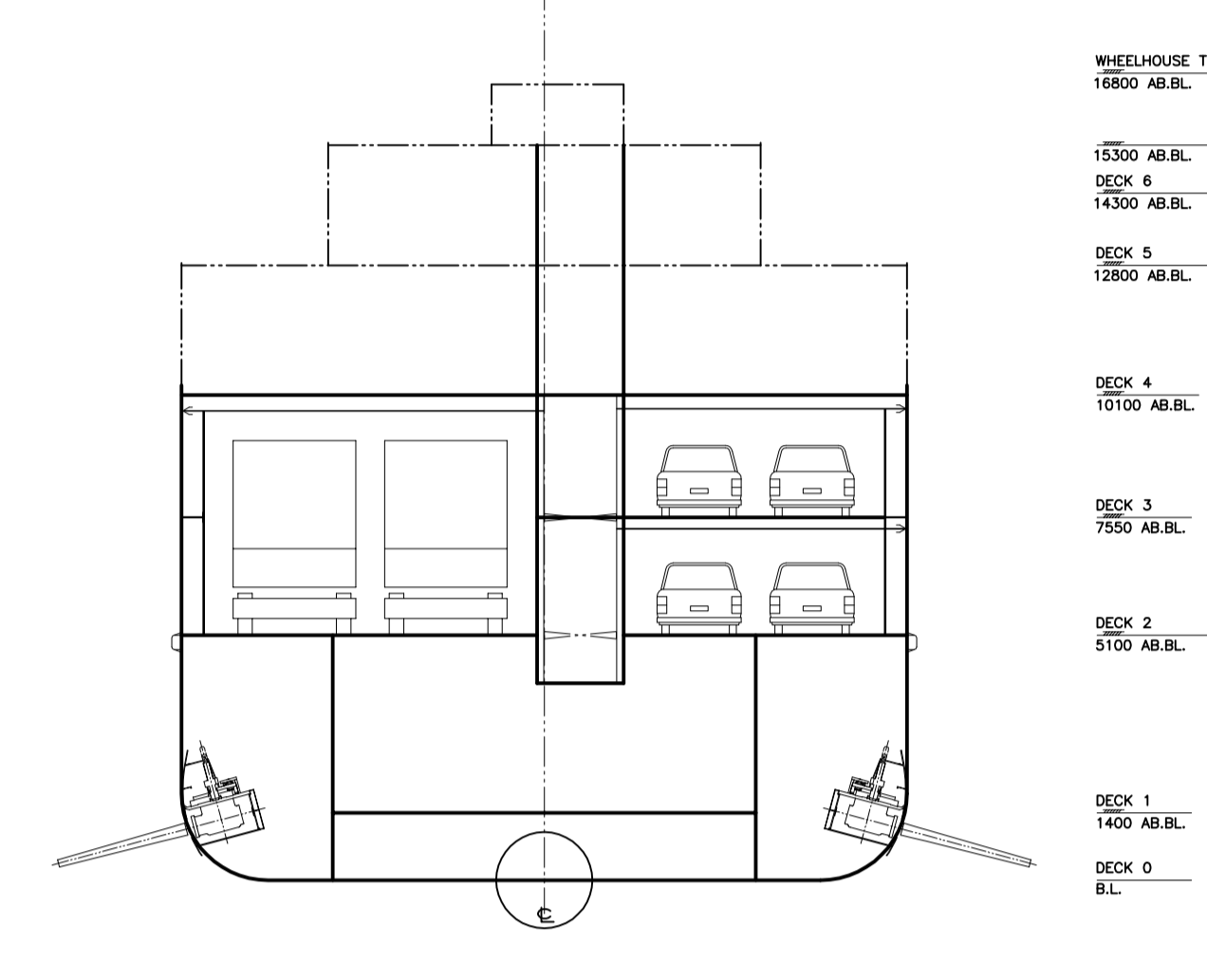
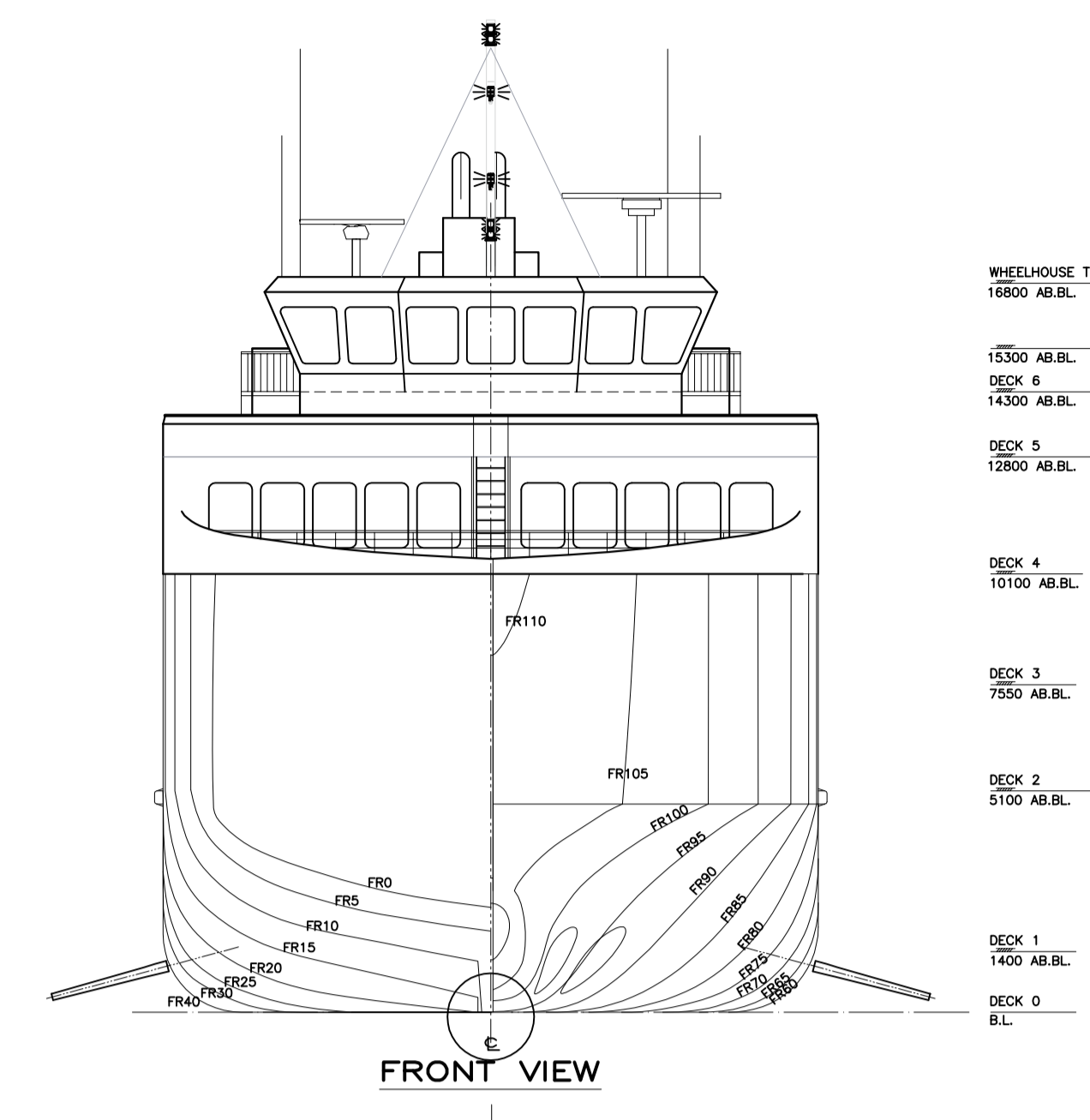


WHEELHOUSE TOP
1800 AB.L.
DECK 6
1700 AB.L.
DECK 5
1500 AB.L.
DECK 4
10100 AB.L.
DECK 3
7500 AB.L.
DECK 2
5100 AB.L.
DECK 1
1400 AB.L.
DECK 0
BL.
SIDE VIEW



WHEELHOUSE TOP
1800 AB.L.
DECK 6
1700 AB.L.
DECK 5
1500 AB.L.
DECK 4
10100 AB.L.
DECK 3
7500 AB.L.
DECK 2
5100 AB.L.
DECK 1
1400 AB.L.
DECK 0
BL.
LONGITUDINAL SECTION

DECK 6 - WHEELHOUSE DECK
DECK 5 - CREW DECK
12800/14300 AB.L.

DECK 4 - PASSENGER DECK
10100 AB.L.

DECK 3 - PLATFORM DECK
7550 AB.L.

DECK 2 - MAIN RO-RO DECK
5100 AB.L.

DECK 1 - TANKTOP
1400 AB.L.

BELOW TANKTOP

MAIN DIMENSIONS:

LENGTH O.A.	= 69.38 m
LENGTH BETW. PERP.	= 64.12 m
LENGTH CAR DECK	= 63.80 m
BREADTH MLD.	= 15.10 m
BREADTH EXTREME	= 15.50 m
DEPTH MLD. TO MAIN DECK	= 5.10 m
DESIGN DRAUGHT TO B.L.	= ab. 2.80 m
MAX DRAUGHT	= ab. 3.00 m
FRAME DISTANCE	= 0.60 m

CAPACITIES:

LANE CAPACITY	= 342 m
PASSENGERS, Summer, Class C	= 540 pers.
PASSENGERS, Winter, Class B	= 390 pers.
MARINE DIESEL OIL	= 83 m ³
FRESH WATER	= 37 m ³
DEADWEIGHT AT DESIGN DR	= 350 T

PK-259.1

<p>Approved by: <i>[Signature]</i> Checked and prepared: <i>[Signature]</i> Date: 14.10.2015</p>	<p>CLIENT: Veggerdin Icelandic Road and Coastal Administration Reykjavik, Iceland</p> <p>TITLE: Ferry Landeyjahafn - Vestmannaeyjar General Arrangement PK 259.1</p>	<p>CLIENT DRAWING NO.: 14075</p> <p>SCALE: 1:150</p> <p>DATE: 14.10.2015</p> <p>CONTR: 09.11.2015</p> <p>APPROVED: 09.11.2015</p> <p>PK-PROJECT NO: 14075</p> <p>PK-DESIGNER: 013801</p> <p>CADFILE: 013801A.DWG</p>	<p>SHEETS: 1/1</p> <p>REV: A</p>
--	--	--	----------------------------------

Referring to convention of Paris 20, march 1883, for the "Protection of Industrial Property", we emphasize the technical drawings, descriptions, models, specifications etc. belong to the designing firm, and cannot be made public, copied or otherwise used without the written consent of our firm.

polarkonsult
Icelandic Road and Coastal Administration
Reykjavik, Iceland